



## SUPRA PACIFIC MANAGEMENT CONSULTANCY LIMITED

CIN: L74140MH1986PLC039547

Regd Office: 402, 4th Floor, Apollo Complex, R. K. Sing Marg, Andheri (E), Mumbai- 400 069


Tel: 022 2824 0444 / 2821 6736 Email: info@suprapacific.com Website: www.suprapacific.com

### General information about company

Scrip code	
Name of the company	SUPRA PACIFIC MANAGEMENT CONSULTANCY LTD
Class of Security	Equity Shares
Type of report	Quarterly
Quarter Ended	30/06/2016
Date of allotment / extinguishment (in case Capital Restructuring selected) / Listing Date	
Shareholding pattern filed under	Regulation 31 (1) (b)



Sr. No.	Particular	Yes/No
1	Whether the Listed Entity has issued any partly paid up shares?	No
2	Whether the Listed Entity has issued any Convertible Securities ?	No
3	Whether the Listed Entity has issued any Warrants ?	No
4	Whether the Listed Entity has any shares against which depository receipts are issued?	No
5	Whether the Listed Entity has any shares in locked-in?	No
6	Whether any shares held by promoters are pledge or otherwise encumbered?	No
7	Whether company has equity shares with differential voting rights	No




**Table I - Summary Statement holding of specified securities**

Category (I)	Category of shareholder (II)	Nos. of shareholders (III)	No. of fully paid up equity shares held (IV)	No. of Partly paid-up equity shares held (V)	No. of shares underlying Depository Receipts (VI)	Total nos. shares held (VII) = (IV)+(V) + (VI)	Shareholding as a % of total no. of shares (calculated as per SCRR, 1957) (VIII) As a % of (A+B+C2)	Number of Voting Rights held in each class of securities (IX)			No. of Shares Underlying Outstanding convertible securities (including Warrants) (X)	Shareholding, as a % assuming full conversion of convertible securities (as a percentage of diluted share capital) (XI) = (VII)+(X) As a % of (A+B+C2)	Number of Locked in shares (XII)		Number of Shares pledged or otherwise encumbered (XIII)		Number of equity shares held in dematerialized form (XIV)	
								No of Voting Rights					Total as a % of (A+B+C)	No. (a)	As a % of total Shares held (b)	No. (a)		As a % of total Shares held (b)
								Class eg: X	Class eg: y	Total								
(A)	Promoter & Promoter Group	6	3607500	0	0	3607500	65.58	3607500		3607500	65.58	65.58	0	0	0	0	3607500	
(B)	Public	1247	1893300	0	0	1893300	34.42	1893300		1893300	34.42	34.42	0	0	NA		0	
(C)	Non Promoter - Non Public														NA			
(C 1)	Shares underlying DRs						NA								NA			
(C 2)	Shares held by Employee Trusts	0	0	0	0	0	0.00	0	0	0	0.00	0.00	0	0	NA		0	
	<b>Total</b>	1253	5500800	0	0	5500800	100	5500800	0	5500800	100	100	0	0			3607500	




Table II - Statement showing shareholding pattern of the Promoter and Promoter Group

	Category & Name of the shareholders (I)	PAN (II)	Nos. of shareholders (III)	No. of fully paid up equity shares held (IV)	Partly paid-up equity shares held (V)	No. of shares underlying Depository Receipts (VI)	Total nos. shares held (VII) = (IV)+(V) + (VI)	Shareholding % calculated as per SCRR, 1957  As a % of (A+B+C2) (VIII)	Number of Voting Rights held in each class of securities (IX)				No. of Shares Underlying Outstanding convertible securities (including Warrants) (X)	Shareholding, as a % assuming full conversion of convertible securities (as a percentage of diluted share capital)  (XI) = (VII)+(X) As a % of (A+B+C2)	Number of Locked in shares (XII)			Number of Shares pledged or otherwise encumbered (XIII)		Number of equity shares held in dematerialized form (XIV)
									No of Voting Rights			Total as a % of Total Voting rights			No. (a)	As a % of total Shares held (b)	No. (a)	As a % of total Shares held (b)		
									Class X	Class Y	Total									
1	Indian																			
(a)	Individuals / Hindu Undivided Family																			
	KISHOR A. SHAH	AAIPS5636E	1	2513600	0	2513600	45.70	2513600	0	2513600	45.70	0	45.70	0	0	0	0	2513600		
	POONAM KISHOR SHAH	ARMP8436P	1	100000	0	100000	1.82	100000	0	100000	1.82	0	1.82	0	0	0	0	100000		
	JYOTI K SHAH	AUBPS8759D	1	840000	0	840000	15.27	840000	0	840000	15.27	0	15.27	0	0	0	0	840000		
	NIDHI KISHOR SHAH	BBAPS1645B	1	100000	0	100000	1.82	100000	0	100000	1.82	0	1.82	0	0	0	0	100000		



(b)	Central Government / State Government (s)						0		0	0	0		0					0	
(c)	Financial Institutions / Banks						0		0	0	0		0					0	
(d)	Any other (specify)																		
	MIDEAST ENERGY LIMITED	AAACM3 465A	1	4000	0		4000	0.07	4000	0	4000	0.07	0	0.07	0	0	0	0	4000
	MIDEAST RETAIL PRIVATE LIMITED	AAACM3 468P	1	49900	0		49900	0.91	49900	0	49900	0.91	0	0.91	0	0	0	0	49900
	Sub-Total (A)(1)		6	3607500	0	0	3607500	65.58	3607500	0	3607500	65.58	0	65.58	0	0	0	0	3607500
2	Foreign																		
(a)	Individuals (Non-Resident Individuals/ Foreign Individuals)																		
							0		0	0	0		0					0	
(b)	Government																		




							0		0	0	0		0				0	
(c)	Institutions						0		0	0	0		0				0	
							0		0	0	0		0				0	
(d)	Foreign Portfolio Investor						0		0	0	0		0				0	
							0		0	0	0		0				0	
(e)	Any other (specify)						0		0	0	0		0				0	
							0		0	0	0		0				0	
	Sub Total (A) (2)		0	0	0	0	0	0.00	0	0	0	0.00	0	0.00	0	0	0	0
	Total Shareholding of Promoter and Promoter Group (A) = (A)(1)+(A) (2)		6	3607500	0	0	3607500	65.58	3607500	0	3607500	65.58	0	65.58	0	0	0	3607500

Details of Shares which remain unclaimed may be given here along with details such as number of shareholders, outstanding shares held in demat/unclaimed suspense account, voting rights which are frozen etc.

Note:


(1) PAN would not be displayed on website of Stock Exchange(s).

(2) The term "Encumbrance" has the same meaning as assigned under regulation 28(3) of SEBI (Substantial Acquisition of Shares and Takeovers) Regulations, 2011.




**Table III - Statement showing shareholding pattern of the Public shareholder**

	Category & Name of the shareholders (I)	PAN (II)	Nos. of shareholders (III)	No. of fully paid up equity shares held (IV)	Partly paid up equity shares held (V)	No. of shares underlying Depository Receipts (VI)	Total nos. shares held (VII) = (IV)+(V) + (VI)	Shareholding % calculated as per SCRR, 1957 As a % of (A+B+C2) (VIII)	Number of Voting Rights held in each class of securities (IX)				No. of Shares Underlying Outstanding convertible securities (including Warrants) (X)	Total Shareholding, as a % assuming full conversion of convertible securities (as a percentage of diluted share capital) (XI)	Number of Locked in shares (XII)		Number of Shares pledged or otherwise encumbered (XIII)		Number of equity shares held in dematerialized form (XIV)
									No of Voting Rights			Total as a % of Total Voting rights			No.	As a % of total Shares held	No. (Not applicable) (a)	As a % of total Shares held (Not applicable) (b)	
									Class X	Class Y	Total								
<b>1</b>	<b>Institutions</b>																		
(a)	Mutual Funds		0	0	0		0	0	0	0	0	0	0	0	0			NA	0
							0		0	0	0	0		0				NA	
																		NA	
(b)	Venture Capital Funds						0		0	0	0	0		0				NA	
							0		0	0	0	0		0				NA	




(c)	Alternate Investment Funds					0		0	0	0							NA	
						0		0	0	0						0	NA	
																	NA	
(d)	Foreign Venture Capital Investors					0		0	0	0					0	0	NA	
			0	0	0		0.00					0.00		0	0.00			0
						0		0	0	0						0	NA	
																	NA	
(e)	Foreign Portfolio Investors					0		0	0	0					0	0	NA	
			0	0	0		0.00					0.00		0	0.00			0
						0		0	0	0						0	NA	
																	NA	
(f)	Financial Institutions/ Banks					0		0	0	0					0	0	NA	
			0	0	0		0.00					0.00		0	0.00			0
						0		0	0	0						0	NA	
																	NA	
(g)	Insurance Companies					0		0	0	0					0	0	NA	
			0	0	0		0.00					0.00		0	0.00			0
						0		0	0	0						0	NA	
																	NA	
(h)	Provident Funds/ Pension Funds					0		0	0	0						0	NA	
						0		0	0	0						0	NA	
																	NA	
(i)	Any Other (specify)					0		0	0	0						0	NA	
						0		0	0	0						0	NA	
																	NA	
	<b>Sub Total (B) (1)</b>		0	0	0	0	0.00	0	0	0	0.00	0	0.00	0	0		NA	0






																		NA	
2	Central Government/ State Government (s)/ President of India																	NA	
		0	0	0		0	0.00	0	0	0	0	0.00	0	0.00	0	0		NA	0
						0		0	0	0		0				0		NA	
																		NA	
	Sub Total (B) (2)	0	0	0	0	0	0.00	0	0	0	0.00	0	0.00	0	0			NA	0
																		NA	
3	Non-institutions																	NA	
(a)	Individuals																	NA	
	i. Individual shareholders holding nominal share capital up to Rs. 2 lakhs.	1008	410000	0		410000	7.45	410000	0	410000	7.45	0	7.45	0	0			NA	0
	ii. Individual shareholders holding nominal share capital in excess of Rs. 2 lakhs.	20	1129300	0		1129300	20.53	1129300	0	1129300	20.53	0	20.53	0	0			NA	0
	PRATAP CHUDASAMA	1	100000	0		100000	1.82	100000	0	100000	1.82	0	1.82		0			NA	0
	SYED SAFDAR ALI	1	56200	0		56200	1.02	56200	0	56200	1.02	0	1.02		0			NA	0
	RAJENDRA JASHBHAI PATEL	1	188900	0		188900	3.43	188900	0	188900	3.43	0	3.43		0			NA	0
	SATISH KUMAR SHARMA	1	120000	0		120000	2.18	120000	0	120000	2.18	0	2.18		0			NA	0



	T S VENKATSH WARAN		1	116000	0		116000	2.11	116000	0	116000	2.11	0	2.11	0	NA	0
	JAGDISH ASARPOTA		1	59600	0		59600	1.08	59600	0	59600	1.08	0	1.08	0	NA	0
	MEERA KULKARNI		1	64200	0		64200	1.17	64200	0	64200	1.17	0	1.17	0	NA	0
(b)	NBFCs registered with RBI						0		0		0		0		0	NA	
							0		0	0	0		0		0	NA	
																NA	
(c)	Employee Trusts						0		0		0		0		0	NA	
							0		0	0	0		0		0	NA	
																NA	
(d)	Overseas Depositories (holding DRs) (balancing figure)						0		0	0	0		0		0	NA	
							0		0	0	0		0		0	NA	
																NA	
(e)	Any Other (specify)															NA	
	<b>NRI (Repat &amp; Non Repat)</b>		219	354000	0		354000	6.44	354000	0	354000	6.44	0	6.44	0	NA	0
	CAPT DHAR		1	150000	0		150000	2.73	150000	0	150000	2.73	0	2.73	0	NA	0
	<b>OCB's</b>		0	0	0		0	0.00	0	0	0	0.00	0	0.00	0	NA	0
							0		0	0	0		0		0	NA	
	<b>Trust</b>		0	0	0		0	0.00	0	0	0	0.00	0	0.00	0	NA	0
							0		0	0	0		0		0	NA	



	Hindu Undivided Family			0	0	0	0	0.00	0	0	0	0.00	0	0.00	0	0	NA	0	
							0		0	0	0		0			0	NA		
	Clearing Members			0	0	0	0	0.00	0	0	0	0.00	0	0.00	0	0	NA	0	
							0		0	0	0		0			0	NA		
	Other Body Corporates			0	0	0	0	0.00	0	0	0	0.00	0	0.00	0	0	NA	0	
							0		0	0	0		0			0	NA		
	Market Makers			0	0	0	0	0.00	0	0	0	0.00	0	0.00	0	0	NA	0	
							0		0	0	0		0			0	NA		
	Employee			0	0	0	0	0.00	0	0	0	0.00	0	0.00	0	0	NA	0	
							0		0	0	0		0			0	NA		
	Other Directors			0	0	0	0	0.00	0	0	0	0.00	0	0.00	0	0	NA	0	
							0		0	0	0		0			0	NA		
																	NA		
	Sub Total (B) (3)			1247	1893300	0	0	1893300	34.42	1893300	0	1893300	34.42	0	34.42	0	0	NA	0
																	NA		
	Total Public Shareholding (B) = (B)(1)+(B)(2) + (B)(3)			1247	1893300	0	0	1893300	34.42	1893300	0	1893300	34.42	0	34.42	0	0	NA	0

Details of the shareholders acting as persons in Concert including their Shareholding (No. and %):

Details of Shares which remain unclaimed may be given hear along with details such as number of shareholders, outstanding shares held in demat/unclaimed suspense account, voting rights which are frozen etc.

Note:

(1) PAN would not be displayed on website of Stock Exchange(s).

(2) The above format needs to be disclosed along with the name of following persons:


Institutions/Non Institutions holding more than 1% of total number of shares.

(3) W.r.t. the information pertaining to Depository Receipts, the same may be disclosed in the respective columns to the extent information available and the balance to be disclosed as held by custodian.



**Table IV - Statement showing shareholding pattern of the Non Promoter- Non Public shareholder**


	Category & Name of the shareholders (I)	PAN (II)	Nos. of shareholders (III)	No. of fully paid up equity shares held (IV)	Partly paid-up equity shares held (V)	No. of shares underlying Depository Receipts (VI)	Total nos. shares held (VII) = (IV)+(V)+(VI)	Shareholding % calculated as per SCRR, 1957 As a % of (A+B+C2) (VIII)	Number of Voting Rights held in each class of securities (IX)				No. of Shares Underlying Outstanding convertible securities (including Warrants) (X)	Total Shareholding, as a % assuming full conversion of convertible securities (as a percentage of diluted share capital) (XI)	Number of Locked in shares (XII)		Number of Shares pledged or otherwise encumbered (XIII)		Number of equity shares held in dematerialized form (XIV) (Not Applicable)		
									No of Voting Rights			Total as a % of Total Voting rights			No.	As a % of total Shares held	No. (Not applicable)	As a % of total Shares held (Not applicable)			
									Class X	Class Y	Total										
1	Custodian/DR Holder																				
(a)	Name of DR Holder (if available)																				
(i)	Name 1																				
(ii)	Name 2																				




2	Employee Benefit Trust (under SEBI (Share based Employee Benefit) Regulations, 2014)																	
	Name																	NA
																		NA
	Total Non-Promoter-Non Public Shareholding (C)= (C)(1)+(C(2)																	NA

**Note:**

- (1) PAN would not be displayed on website of Stock Exchange(s).
- (2) The above format needs to disclose name of all holders holding more than 1% of total number of shares
- (3) W.r.t. the information pertaining to Depository Receipts, the same may be disclosed in the respective columns to the extent information available



Details of Shares which remain unclaimed for Promoter & Promoter Group				
Serial No.	Number of shareholders	Outstanding shares held in demat or unclaimed suspense account	Voting rights which are frozen	Disclosure of notes on shares which remain unclaimed for promoter and promoter group



**Details of the shareholders acting as persons in Concert for Public**

Serial No.	Name of the PAC	Number of shares	Percentage of shareholding by PAC
------------	-----------------	------------------	-----------------------------------



Details of Shares which remain unclaimed for Public				
Serial No.	Number of shareholders	Outstanding shares held in demat or unclaimed suspense account	voting rights which are frozen	Disclosure of notes on shares which remain unclaimed for public shareholders

